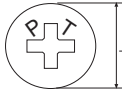
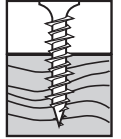
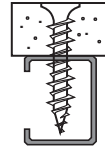




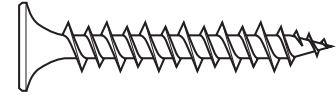
## HIGH & LOW THREAD DRYWALL SCREW

Drywall or wood (1/2" or less) to steel. 20 gauge (33 mil) or less



Meets  
ASTM C-1002  
Reduced #2 Phillips

### Product Specifications



Part #	Dia.	Length	TPI	Bulk Qty	Finish	Head	Head Dia.	Corrosion	Thread	Point
FS100	6	1	18	10M	Phosphate	Bugle	8.0 ~ 8.5mm	48 hr. min. B-117	Single lead	Piercing 25°
FS118	6	1-1/8	18	10M	Phosphate	Bugle	8.0 ~ 8.5mm	48 hr. min. B-117	Single lead	Piercing 25°
FS114	6	1-1/4	18	8M	Phosphate	Bugle	8.0 ~ 8.5mm	48 hr. min. B-117	Single lead	Piercing 25°
FS112	6	1-1/2	18	6M	Phosphate	Bugle	8.0 ~ 8.5mm	48 hr. min. B-117	Single lead	Piercing 25°
FS158	6	1-5/8	18	5M	Phosphate	Bugle	8.0 ~ 8.5mm	48 hr. min. B-117	Single lead	Piercing 25°
FS6200	6	2	18	3.5M	Phosphate	Bugle	8.0 ~ 8.5mm	48 hr. min. B-117	Single lead	Piercing 25°
FS200	7	2	15	3.5M	Phosphate	Bugle	8.0 ~ 8.5mm	48 hr. min. B-117	Single lead	Piercing 25°
FS214	7	2-1/4	15	3M	Phosphate	Bugle	8.0 ~ 8.5mm	48 hr. min. B-117	Single lead	Piercing 25°
FS212	8	2-1/2	15	2.5M	Phosphate	Bugle	8.0 ~ 8.5mm	48 hr. min. B-117	Single lead	Piercing 25°
FS300	8	3	15	2M	Phosphate	Bugle	8.0 ~ 8.5mm	48 hr. min. B-117	Single lead	Piercing 25°
FS312	10	3-1/2	12	1M	Phosphate	Bugle	8.5 ~ 9.0mm	48 hr. min. B-117	Single lead	Piercing 25°
FS334	10	3-3/4	12	1M	Phosphate	Bugle	8.5 ~ 9.0mm	48 hr. min. B-117	Single lead	Piercing 25°
FS400	10	4	12	1M	Phosphate	Bugle	8.5 ~ 9.0mm	48 hr. min. B-117	Single lead	Piercing 25°
FS412	10	4-1/2	12	1M	Phosphate	Bugle	8.5 ~ 9.0mm	48 hr. min. B-117	Single lead	Piercing 25°
FS500	10	5	12	1M	Phosphate	Bugle	8.5 ~ 9.0mm	48 hr. min. B-117	Single lead	Piercing 25°
FS600	10	6	12	1M	Phosphate	Bugle	8.5 ~ 9.0mm	48 hr. min. B-117	Single lead	Piercing 25°

**Pro-Twist sharp multi-purpose screws meet or exceed ASTM C-1002 and/or ASTM C-1513**

Dia.	Metal Gauge/1lb	Tension (Pull) Lbs. 1 Pc.	Shear Lbs. Metal to Metal	Minimum Torsional Strength (Lb)
6	25	165	410	24
	22	245	601	
	20	349	620	
7	25	172	412	30
	22	260	625	
	20	358	628	
8	25	149	337	39
	22	196	591	
	20	367	829	
10	25	173	363	56
	20	397	834	

**Ultimate Value Charts**  
Steel - Screws driven into steel were driven with three exposed threads on the off side of the connection, then pulled out with testing machine.  
Note that all results were obtained in strict adherence to ASTM test protocol. These ultimate figures are offered only as a guide and are not guaranteed in any way by PrimeSource. A 4:1 safety ratio is recommended.

**Installation Guidelines**  
0-2500rpm Screwgun with torque adjustment - Overdriving may result in fastener failure or stripout of the work surface  
The fastener is fully seated when the head's bearing surface is flush with the drywall.  
The fastener must penetrate beyond the metal a minimum of three threads to comply with the code  
NOT Recommended for use with treated wood.

**ALL PRIMESOURCE FASTENERS ARE MANUFACTURED IN AN ISO 9002 AND ISO 14001 CERTIFIED AND APPROVED FACTORY TO PRIMESOURCE PERFORMANCE SPECIFICATIONS AND PRINT DRAWINGS.**