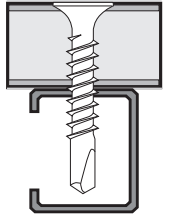


**BUGLE HEAD SELF-DRILL SCREW - PRIMEGUARD PLUS<sup>®</sup>**



Exterior Sheathing to Steel, and other applications where higher corrosion resistance is desired.

Brand Name Examples of Applicable Exterior Sheathing

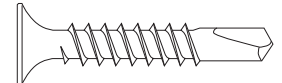


E2XP<sup>®</sup> Densglass<sup>™</sup> Gold GlasRoc<sup>®</sup> Securock<sup>®</sup> Lefarge Sheathing Exterior Gypsum Sheathing



#2 Reduced Phillips

**Product Specifications**



Part #	Dia.	Length	TPI	Bulk Qty	Finish	Thread	Head Dia.	Drill Capacity
SD114PGP	6	1-1/4	20	8M	PrimeGuard Plus <sup>®</sup>	FULL	8.0-8.5 mm	.033"-.112"
SD158PGP	6	1-5/8	20	5M	PrimeGuard Plus <sup>®</sup>	FULL	8.0-8.5 mm	.033"-.112"
SD178PGP	6	1-7/8	20	4M	PrimeGuard Plus <sup>®</sup>	FULL	8.0-8.5 mm	.033"-.112"

**Pro-Twist<sup>®</sup> drill screws meet or exceed ASTM C-954 and/or C-1513**

PrimeGuard Plus <sup>®</sup>		
Corrosion Resistance	Applied Via	Guarantee
1000 hr. min. ASTM B-117 12 Cycles Kesternich*	Multi-Step Proprietary Process	Lifetime

\*Kesternich is an acid test protocol meeting DIN 50018, ASTM G-87

Self-Drilling Screws Ultimate Connection Value Chart					
Dia.	Nominal Screw Dia. (in)	Metal Gauge 1 (Lb)	Tension (Pull) Lbs 1 pc	Shear Lbs. Metal to metal	Minimum Torsional Strength (Lb)
6	0.138	25	128		24
		22	176	449	
		20	263	683	
		18	426	728	
		16	598	1091	
		14	911		
		12	1156		

Ultimate Value Charts

Screws driven into steel were driven with three exposed threads on the off side of the connection, then pulled out with testing machine.

Note that all results were obtained in strict adherence to ASTM test protocol. These ultimate figures are offered only as a guide and are not guaranteed in any way by PrimeSource<sup>®</sup> Building Products. A 4:1 safety ratio is recommended.

Installation Guidelines

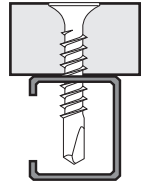
0-2500rpm Screwgun with torque adjustment - Overdriving may result in fastener failure or stripout of the work surface  
The fastener is fully seated when the head's bearing surface is countersunk in the drywall.  
The fastener must penetrate beyond the metal a minimum of three threads to comply with the code.

ALL PRIMESOURCE<sup>®</sup> FASTENERS ARE MANUFACTURED IN AN ISO 9001 CERTIFIED AND APPROVED FACTORY TO PRIMESOURCE<sup>®</sup> PERFORMANCE SPECIFICATIONS AND PRINT DRAWINGS.



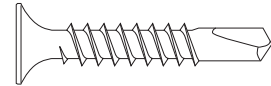
**BUGLE HEAD SELF-DRILL SCREW - ZINC**

Drywall to Steel



#2 Reduced Phillips

**Product Specifications**



Part #	Dia.	Length	TPI	Bulk Qty	Finish	Corrosion	Thread	Head Dia.	Drill Capacity
SDZ100	6	1	20	10M	Zinc	24 hr. min. B-117	FULL	8.0-8.5 mm	.033"-.112"
SDZ118	6	1-1/8	20	10M	Zinc	24 hr. min. B-117	FULL	8.0-8.5 mm	.033"-.112"
SDZ114	6	1-1/4	20	8M	Zinc	24 hr. min. B-117	FULL	8.0-8.5 mm	.033"-.112"
SDZ158	6	1-5/8	20	5M	Zinc	24 hr. min. B-117	FULL	8.0-8.5 mm	.033"-.112"
SDZ178	6	1-7/8	20	4M	Zinc	24 hr. min. B-117	FULL	8.0-8.5 mm	.033"-.112"
SDZ238	8	2-3/8	18	3M	Zinc	24 hr. min. B-117	2"	8.0-8.5 mm	.033"-.112"
SDZ258	8	2-5/8	18	2M	Zinc	24 hr. min. B-117	2"	8.0-8.5 mm	.033"-.112"
SDZ300	8	3	18	2M	Zinc	24 hr. min. B-117	2"	8.0-8.5 mm	.033"-.112"

**Pro-Twist® drill screws meet or exceed ASTM C-954 and/or C-1513**

Dia.	Nominal Screw Dia. (in)	Metal Gauge 1 (Lb)	Tension (Pull) Lbs 1 pc	Shear Lbs. Metal to metal	Minimum Torsional Strength (Lb)
6	0.138	25	128		24
		22	176	449	
		20	263	683	
		18	426	728	
		16	598	1091	
		14	911		
8	0.164	25	97		42
		22	196	580	
		20	285	829	
		18	444	994	
		16	550	1096	
		14	924	1332	
		12	1100	1337	

**Ultimate Value Charts**

Screws driven into steel were driven with three exposed threads on the off side of the connection, then pulled out with testing machine.

Note that all results were obtained in strict adherence to ASTM test protocol. These ultimate figures are offered only as a guide and are not guaranteed in any way by PrimeSource® Building Products. A 4:1 safety ratio is recommended.

**Installation Guidelines**

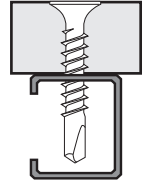
0-2500rpm Screwgun with torque adjustment - Overdriving may result in fastener failure or stripout of the work surface. The fastener is fully seated when the head's bearing surface is countersunk in the drywall.

The fastener must penetrate beyond the metal a minimum of three threads to comply with the code.

ALL PRIMESOURCE® FASTENERS ARE MANUFACTURED IN AN ISO 9001 CERTIFIED AND APPROVED FACTORY TO PRIMESOURCE® PERFORMANCE SPECIFICATIONS AND PRINT DRAWINGS.

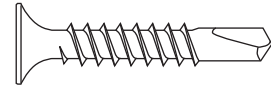


**BUGLE HEAD SELF-DRILL SCREW**  
**BLACK PHOSPHATE**  
Drywall to Steel



#2 Reduced Phillips

**Product Specifications**



Part #	Dia.	Length	TPI	Bulk Qty	Finish	Corrosion	Thread	Head Dia.	Drill Capacity
SD100	6	1	20	10M	Black Phos.	48 hr. min. B-117	FULL	8.0-8.5 mm	.033"- .112"
SD118	6	1-1/8	20	10M	Black Phos.	48 hr. min. B-117	FULL	8.0-8.5 mm	.033"- .112"
SD114	6	1-1/4	20	8M	Black Phos.	48 hr. min. B-117	FULL	8.0-8.5 mm	.033"- .112"
SD158	6	1-5/8	20	5M	Black Phos.	48 hr. min. B-117	FULL	8.0-8.5 mm	.033"- .112"
SD178	6	1-7/8	20	4M	Black Phos.	48 hr. min. B-117	FULL	8.0-8.5 mm	.033"- .112"
SD238	8	2-3/8	18	3M	Black Phos.	48 hr. min. B-117	2"	8.0-8.5 mm	.033"- .112"
SD258	8	2-5/8	18	2M	Black Phos.	48 hr. min. B-117	2"	8.0-8.5 mm	.033"- .112"
SD300	8	3	18	2M	Black Phos.	48 hr. min. B-117	2"	8.0-8.5 mm	.033"- .112"

**Pro-Twist<sup>®</sup> drill screws meet or exceed ASTM C-954 and/or C-1513**

Self-Drilling Screws Ultimate Connection Value Chart					
Dia.	Nominal Screw Dia. (in)	Metal Gauge 1 (Lb)	Tension (Pull) Lbs 1 pc	Shear Lbs. Metal to metal	Minimum Torsional Strength (Lb)
6	0.138	25	128		24
		22	176	449	
		20	263	683	
		18	426	728	
		16	598	1091	
		14	911		
8	0.164	25	97		42
		22	196	580	
		20	285	829	
		18	444	994	
		16	550	1096	
		14	924	1332	
		12	1100	1337	

**Ultimate Value Charts**

Screws driven into steel were driven with three exposed threads on the off side of the connection, then pulled out with testing machine.

Note that all results were obtained in strict adherence to ASTM test protocol. These ultimate figures are offered only as a guide and are not guaranteed in any way by PrimeSource<sup>®</sup> Building Products. A 4:1 safety ratio is recommended.

**Installation Guidelines**

0-2500rpm Screwgun with torque adjustment - Overdriving may result in fastener failure or stripout of the work surface. The fastener is fully seated when the head's bearing surface is countersunk in the drywall. The fastener must penetrate beyond the metal a minimum of three threads to comply with the code.

ALL PRIMESOURCE<sup>®</sup> FASTENERS ARE MANUFACTURED IN AN ISO 9001 CERTIFIED AND APPROVED FACTORY TO PRIMESOURCE<sup>®</sup> PERFORMANCE SPECIFICATIONS AND PRINT DRAWINGS.