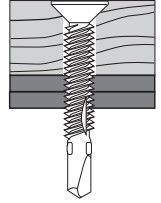





FLAT SELF-DRILLING WINGED REAMER

Plywood to steel. ACQ compliant
for attaching pressure treated lumber.



REDUCED PHILLIPS #2



PF10158P

Product Specifications



REDUCED PHILLIPS #3



#12 and #14 Diameter

Part #	Dia.	Length	TPI	Bulk Qty	Finish	Recess	Drill Point	Head Dia.
PF10158P	10	1-5/8	24	3M	PrimeGuard Plus [®]	#2 Phillips	#2	8.64-9.77 mm
PF12200P	12	2	24	2M	PrimeGuard Plus [®]	#3 Phillips	#3	9.88-11.1 mm
PF12212P	12	2-1/2	24	1M	PrimeGuard Plus [®]	#3 Phillips	#3	9.88-11.1 mm
PF14234P	14	2-3/4	20	1M	PrimeGuard Plus [®]	#3 Phillips	#4	11.5-12.9 mm
PF14314P	14	3-1/4	20	1M	PrimeGuard Plus [®]	#3 Phillips	#4	11.5-12.9 mm

Pro-Twist[®] drill screws meet or exceed ASTM C-1513

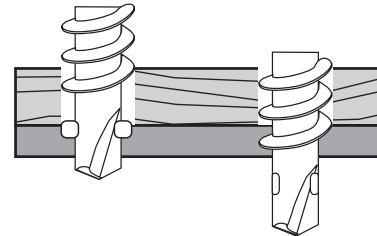
PrimeGuard Plus [®]		
Corrosion Resistance	Applied Via	Guarantee
1000 hr. min. ASTM B-117 12 Cycles Kesternich*	Baked-On Organic Polymer	Lifetime

*Kesternich is an acid test protocol meeting DIN 50018, ASTM G-87

Self-Drilling Screws Ultimate Connection Value Chart				
Dia.	Nominal Screw Dia. (in)	Metal Gauge 1 (Lb)	Tension (Pull) Lbs 1 pc	Minimum Torsional Strength (Lb)
10	0.190	20	389	61
		18	554	
		16	727	
		14	1050	
		12	1216	
12	0.216	16	528	92
		14	778	
		12	1120	
		.156"	2118	
		.187"	2350	
14	0.250	16	601	150
		14	896	
		12	1445	
		.156"	2500	
		.187"	3520	
		.218"	4115	

Use Winged Reamers to attach 1/2" or greater wood to 18 ga. or thicker steel.

Purpose of Wings: to prevent "Jacking Action"



Wings ream hole larger than threads so threads will not engage wood.

Wings break off when they hit steel, then threads engage.

Ultimate Value Charts

Screws driven into steel were driven with three exposed threads on the off side of the connection, then pulled out with testing machine.

Note that all results were obtained in strict adherence to ASTM test protocol. These ultimate figures are offered only as a guide and are not guaranteed in any way by PrimeSource[®] Building Products. A 4:1 safety ratio is recommended.

Installation Guidelines

0-2500rpm Screwgun with torque adjustment - Overdriving may result in fastener failure or stripout of the work surface

The fastener is fully seated when the head's bearing surface is countersunk in the drywall.

The fastener must penetrate beyond the metal a minimum of three threads to comply with the code.

ALL PRIMESOURCE[®] FASTENERS ARE MANUFACTURED IN AN ISO 9001 CERTIFIED AND APPROVED FACTORY TO PRIMESOURCE[®] PERFORMANCE SPECIFICATIONS AND PRINT DRAWINGS.