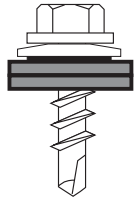




HEX WASHER HEAD WITH NEOPRENE WASHER SELF-DRILL SCREW - #10 BODY DIAMETER

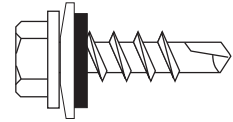
Steel to steel.

ES ESR 1408



HWH with 9/16" Neo. Washer

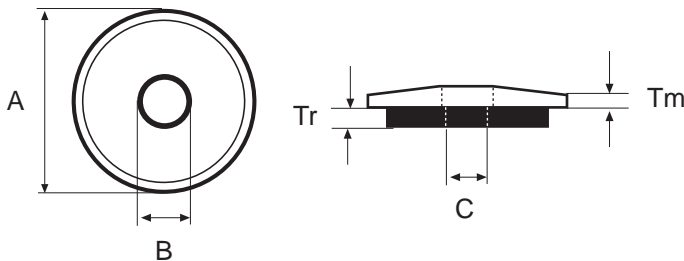
Product Specifications



Part #	Dia.	Length	TPI	Bulk Qty	Finish	Corrosion	Head	Head Dia.	Thread	Drill Pt.	Drill Capacity
HDW1034	10	3/4	16	6M	Zinc	24 hr. min. B-117	5/16" A/F	9.76-10.5mm	FULL	3	.110"-.175"
HDW10100	10	1	16	5M	Zinc	24 hr. min. B-117	5/16" A/F	9.76-10.5mm	FULL	3	.110"-.175"
HDW10114	10	1-1/4	16	4M	Zinc	24 hr. min. B-117	5/16" A/F	9.76-10.5mm	FULL	3	.110"-.175"
HDW10112	10	1-1/2	16	3M	Zinc	24 hr. min. B-117	5/16" A/F	9.76-10.5mm	FULL	3	.110"-.175"
HDW10200	10	2	16	2M	Zinc	24 hr. min. B-117	5/16" A/F	9.76-10.5mm	FULL	3	.110"-.175"

Pro-Twist drill screws meet or exceed ASTM C-954 and/or C-1513

9/16" Neoprene Steel-Bonded Washer



Self-Drilling Screws Ultimate Connection Value Chart				
Dia.	Metal Gauge/1lb	Tension (Pull) Lbs. 1 Pc.	Shear Lbs. Metal to Metal	Torsional Strength
10	20	389	811	61 lbs.
	18	554	1223	
	16	727	1492	
	14	1050	1545	
	12	1216	1650	

Washer	A (O.D.) +/- 0.2	B (I.D.) +/- 0.25	C (EPDM I.D.) +/- 0.4	Tm +/- 0.1	Tr +/- 0.2
#10 - 9/16"	14.0	5.4	3.6	0.8	2.0

mm

Ultimate Value Charts

Screws driven into steel were driven with three exposed threads on the off side of the connection, then pulled out with testing machine.

Note that all results were obtained in strict adherence to ASTM test protocol. These ultimate figures are offered only as a guide and are not guaranteed in any way by PrimeSource Building Products. A 4:1 safety ratio is recommended.

Installation Guidelines

0-2500rpm Screwgun with torque adjustment - Overdriving may result in fastener failure or stripout of the work surface. The fastener is fully seated when the head's bearing surface is flush with the steel. The fastener must penetrate beyond the metal a minimum of three threads to comply with the code.

ALL PRIMESOURCE FASTENERS ARE MANUFACTURED IN AN ISO 9002 AND ISO 14001 CERTIFIED AND APPROVED FACTORY TO PRIMESOURCE PERFORMANCE SPECIFICATIONS AND PRINT DRAWINGS.

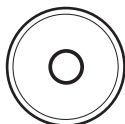
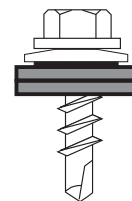


HEX WASHER HEAD WITH NEOPRENE WASHER SELF-DRILL SCREW

#12 and 1/4" BODY DIAMETER

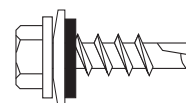
Steel to steel.

ESR 1408



HWH with 5/8" Neo. Washer

Product Specifications

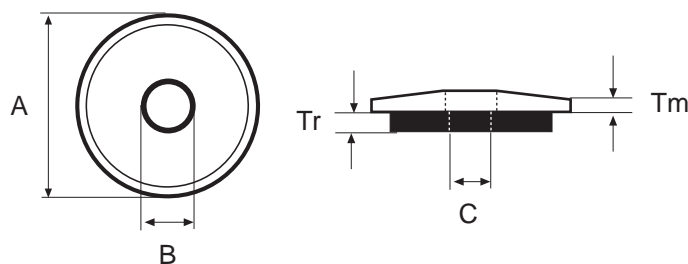


Part #	Dia.	Length	TPI	Bulk Qty	Finish	Corrosion	Head	Head Dia.	Thread	Drill Pt.	Drill Capacity
HDW1234	12	3/4	14	5M	Zinc	24 hr. min. B-117	5/16" A/F	10.1-11.0mm	FULL	3	.110"-.210"
HDW12100	12	1	14	3M	Zinc	24 hr. min. B-117	5/16" A/F	10.1-11.0mm	FULL	3	.110"-.210"
HDW12114	12	1-1/4	14	3M	Zinc	24 hr. min. B-117	5/16" A/F	10.1-11.0mm	FULL	3	.110"-.210"
HDW12112	12	1-1/2	14	3M	Zinc	24 hr. min. B-117	5/16" A/F	10.1-11.0mm	FULL	3	.110"-.210"
HDW12200	12	2	14	2M	Zinc	24 hr. min. B-117	5/16" A/F	10.1-11.0mm	FULL	3	.110"-.210"
HDW1434	14	3/4	14	4M	Zinc	24 hr. min. B-117	3/8" A/F	12.2-13.2mm	FULL	3	.110"-.250"
HDW14100	14	1	14	3M	Zinc	24 hr. min. B-117	3/8" A/F	12.2-13.2mm	FULL	3	.110"-.250"
HDW14114	14	1-1/4	14	2M	Zinc	24 hr. min. B-117	3/8" A/F	12.2-13.2mm	FULL	3	.110"-.250"
HDW14112	14	1-1/2	14	2M	Zinc	24 hr. min. B-117	3/8" A/F	12.2-13.2mm	FULL	3	.110"-.250"
HDW14200	14	2	14	1M	Zinc	24 hr. min. B-117	3/8" A/F	12.2-13.2mm	FULL	3	.110"-.250"
HDW14212	14	2-1/2	14	1M	Zinc	24 hr. min. B-117	3/8" A/F	12.2-13.2mm	FULL	3	.110"-.250"
HDW14300	14	3	14	1M	Zinc	24 hr. min. B-117	3/8" A/F	12.2-13.2mm	FULL	3	.110"-.250"

Pro-Twist drill screws meet or exceed ASTM C-954 and/or C-1513

Self-Drilling Screws Ultimate Connection Value Chart					
Dia.	Nominal Screw Dia. (in)	Metal Gauge 1 (Lb)	Tension (Pull) Lbs 1 pc	Shear Lbs. Metal to metal	Minimum Torsional Strength (Lb)
12	0.216	20	314	698	92
		18	472	983	
		16	735	1556	
		14	1057	2072	
		12	1242	2210	
		.156 in.	2685		
14	0.250	.187 in.	3394		150
		20	300	797	
		18	402	1083	
		16	776	1942	
		14	1057	2300	
		12	1477	2754	
		.156 in.	3217		
		.187 in.	3941		
		.218 in.	4645		

5/8" Neoprene Steel-Bonded Washer



Washer	A (O.D.) +/- 0.2	B (I.D.) +/- 0.25	C (EPDM I.D.) +/- 0.3	Tm +/- 0.1	Tr +/- 0.2
#14 - 5/8"	16.0	7.0	5.3	0.8	2.0

mm

Ultimate Value Charts

Screws driven into steel were driven with three exposed threads on the off side of the connection, then pulled out with testing machine.

Note that all results were obtained in strict adherence to ASTM test protocol. These ultimate figures are offered only as a guide and are not guaranteed in any way by PrimeSource Building Products. A 4:1 safety ratio is recommended.

Installation Guidelines

0-2500rpm Screwgun with torque adjustment - Overdriving may result in fastener failure or stripout of the work surface

The fastener is fully seated when the head's bearing surface is flush with the steel.

The fastener must penetrate beyond the metal a minimum of three threads to comply with the code.

ALL PRIMESOURCE FASTENERS ARE MANUFACTURED IN AN ISO 9002 AND ISO 14001 CERTIFIED AND APPROVED FACTORY TO PRIMESOURCE PERFORMANCE SPECIFICATIONS AND PRINT DRAWINGS.