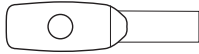




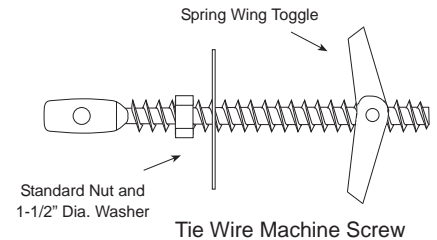
TOGGLE BOLTS

Suspended ceilings, light fixtures, duct work and other fixtures to be wire strung from a hollow ceiling.



Tie Wire Head w/ 3/16" Eye Hole

Product Specifications



Part #	Dia.	Length	TPI	Bulk Qty	Finish	Corrosion	Head	Eye Hole	Point
TB414	1/4	4-1/4"	20	0.8 M	Zinc	24 hr. min. B-117	Tie Wire	3/16"	Machine
TB5	1/4	5	20	0.8 M	Zinc	24 hr. min. B-117	Tie Wire	3/16"	Machine

The machine screw and nuts in Pro-Twist Toggle Bolts Meet or Exceed ANSI B18.6.3.

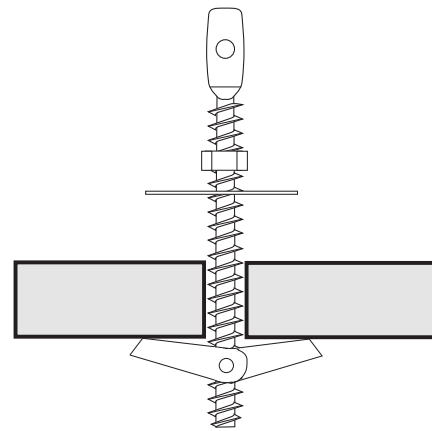
Installation Example

Installation Details	
Drill Bit Size	5/8"
Wing Clearance	1-1/2"
Thread Size	1/4-20

Pre-Drill 5/8" Hole.

Fold Wings Back and insert into hole until wings spring open on opposite side of base material.

Tighten nut and machine screw to firmly grip base material.



Install fastener using an eye lag driver with a slow speed drill or screwgun with torque adjustment. Overdriving may result in fastener failure or stripout of the work surface. The fastener is fully seated when the washer surface is flush with the base material. The fastener must penetrate beyond the spring wing toggle a minimum of three threads.

ALL PRIMESOURCE FASTENERS ARE MANUFACTURED IN AN ISO 9002 AND ISO 14001 CERTIFIED AND APPROVED FACTORY TO PRIMESOURCE PERFORMANCE SPECIFICATIONS AND PRINT DRAWINGS.